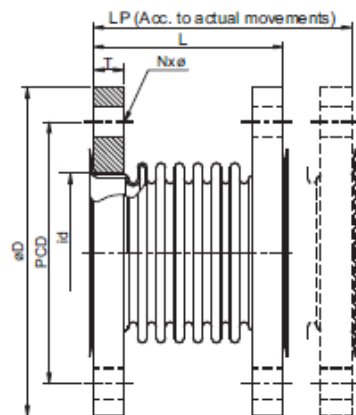


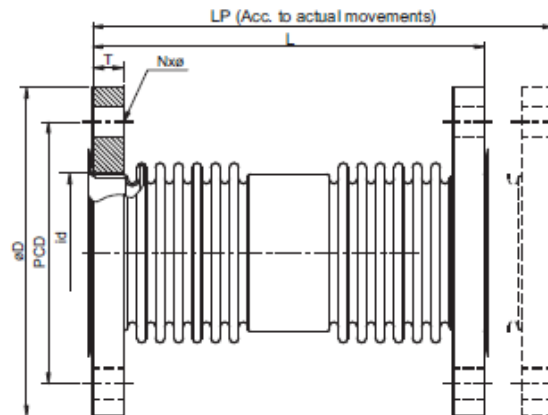
Exhaust gas expansion joint.

Single-ply bellow With loose flanges

Stock no. 01200



Stock No. 01211-02-xxxx



Stock No. 01221-02-xxxx

ND	Stock No.	L	Movements		Springrate		Weight	Flange dimensions					
			Neutral [mm]	ΔAx. +/- [mm]	ΔLat. +/- [mm]	Ax. [N/mm]		Lat. [N/mm]	Outer dia (øD) [mm]	Inner dia (id) [mm]	PCD [mm]	Holes N x ø	T [mm]
80	01211-02-0080	200		50	10			200	90	160	8xø18	10	DIN 2576
	01221-02-0080	300		50	20								
100	01211-02-0100	200		50	10	17	12	220	115,5	180	8xø18	10	DIN 2576
	01221-02-0100	400		50	20	9	1						
125	01211-02-0125	200		50	10	17	15	250	141,5	210	8xø18	10	DIN 2576
	01221-02-0125	400		50	20	9	2						
150	01211-02-0150	200		50	10	26	32	285	170,5	240	8xø22	10	DIN 2576
	01221-02-0150	400		50	20	29	7						
(175)	01211-02-0175	200		50	10	35	65	315	196	270	8xø22	10	DIN 2576
	01221-02-0175	400		50	20	36	8						
200	01211-02-0200	200		50	10	46	115	340	221,5	295	8xø22	10	DIN 2576
	01221-02-0200	400		50	20	26	10						
250	01211-02-0250	200		50	10	39	148	375	276	335	12xø18	16	DIN 86044
	01221-02-0250	400		75	20	36	21						
300	01211-02-0300	200		50	10	73	308	440	327	395	12xø22	16	DIN 86044
	01221-02-0300	400		75	20	47	37						
350	01211-02-0350	200		40	5	89	552	490	359	445	12xø22	16	DIN 86044
	01221-02-0350	400		75	20	51	47						

Description:

Expansion joint with single- ply, single or double bellow design with loose (turnable) flanges. See also

Technical information Mounting instruction

Material:

- Flanges: S235JRG2
- Bellow: EN 1.4541

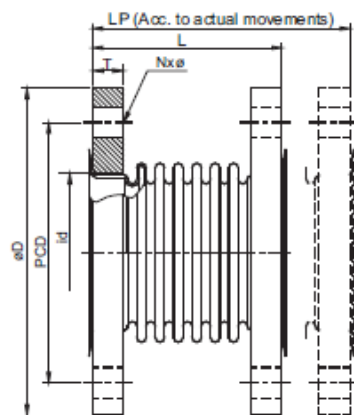
Surface treatment:

- Flanges are protected with oil

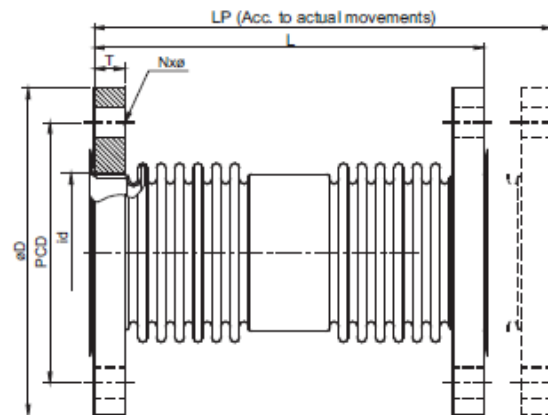
Exhaust gas expansion joint.

Single-ply bellow With loose flanges

Stock no. 01200



Stock No. 01211-02-xxxx



Stock No. 01221-02-xxxx

ND	Stock No.	L	Movements		Springrate		Weight	Flange dimensions					
			Neutral [mm]	Δ Ax. +/- [mm]	Δ Lat. +/- [mm]	Ax. [N/mm]		Lat. [N/mm]	Outer dia (øD) [mm]	Inner dia (id) [mm]	PCD [mm]	Holes N x ø	T [mm]
400	01211-02-0400	200	40	5	101	807	25,3	540	410	495	16xø22	16	DIN 86044
	01221-02-0400	400	75	20	58	69	31,6						
450	01211-02-0450	200	40	5	84	1014	29,0	595	461	550	16xø22	16	DIN 86044
	01221-02-0450	400	75	20	51	68	36,0						
500	01211-02-0500	200	40	5	93	1360	31,3	645	512	600	20xø22	16	DIN 86044
	01221-02-0500	400	75	20	56	91	39,4						
550	01211-02-0550	200	40	5	86	1139	45,0	703	563	650	20xø22	20	DIN 86044
	01221-02-0550	400	75	20	60	117	53,1						
600	01211-02-0600	200	40	5	93	1453	47,7	754	614	700	20xø22	20	DIN 86044
	01221-02-0600	400	75	20	65	149	57,5						
650	01211-02-0650	200	40	2	120	3112	51,9	805	665	750	20xø22	20	DIN 86044
	01221-02-0650	400	75	20	72	230	62,1						
700	01211-02-0700	200	40	2	124	3463	55,4	856	716	800	24xø22	20	DIN 86044
	01221-02-0700	400	75	20	75	256	65,8						
750	01211-02-0750	200	40	2	124	4565	59,1	907	767	860	24xø22	20	DIN 86044
	01221-02-0750	400	75	15	63	263	70,1						
800	01211-02-0800	200	40	2	131	5551	62,8	958	818	900	24xø22	20	DIN 86044
	01221-02-0800	400	75	15	66	316	74,5						

Description:

Expansion joint with single-ply, single or double bellow design with loose (turnable) flanges. See also

Technical information Mounting instruction

Material:

- Flanges: S235JRG2
- Bellow: EN 1.4541

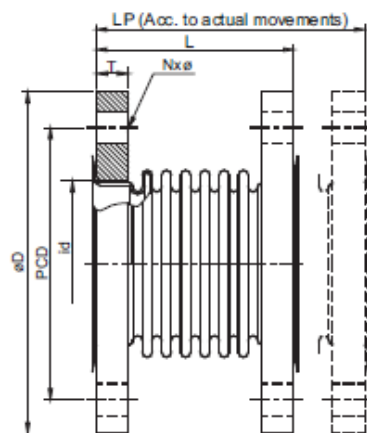
Surface treatment:

- Flanges are protected with oil

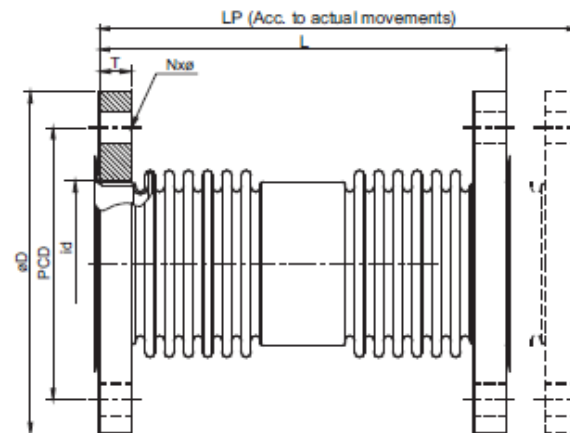
Exhaust gas expansion joint.

Single-ply bellow With loose flanges

Stock no. 01200



Stock No. 01211-02-xxxx



Stock No. 01221-02-xxxx

ND	Stock No.	L	Movements			Springrate		Weight	Flange dimensions					
			Neutral [mm]	Δ Ax. +/- [mm]	Δ Lat. +/- [mm]	Ax. [N/mm]	Lat. [N/mm]		Outer dia (ϕ D) [mm]	Inner dia (id) [mm]	PCD [mm]	Holes N x ϕ	T [mm]	Flange standard
850	01211-02-0850	200	40	2	110	3547	65,8	1010	870	950	28x ϕ 22	20	DIN 86044	
	01221-02-0850	400	75	15	69	331	77,2							
900	01211-02-0900	200	40	2	146	7693	70,0	1060	920	1010	28x ϕ 22	20	DIN 86044	
	01221-02-0900	400	75	15	73	444	83,1							
950	01211-02-0950	200	40	2	122	4837	75,0	1110	970	1060	28x ϕ 22	20	DIN 86044	
	01221-02-0950	400	75	15	152	865	87,8							
1000	01211-02-1000	200	40	2	159	10161	77,1	1162	1022	1110	32x ϕ 22	20	DIN 86044	
	01221-02-1000	400	75	10	80	561	91,7							
1050	01211-02-1050	200	40	2	133	6385	81,0	1216	1076	1160	32x ϕ 22	20	DIN 86044	
	01221-02-1050	400	75	10	83	596	93,8							
1100	01211-02-1100	200	40	2	174	13485	84,8	1266	1126	1210	32x ϕ 22	20	DIN 86044	
	01221-02-1100	400	75	10	87	744	86,0							
1150	01211-02-1150	200	40	2	143	18226	88,5	1316	1176	1260	36x ϕ 22	20	DIN 86044	
	01221-02-1150	400	75	10	90	768	93,0							
1200	01211-02-1200	200	40	2	150	9407	92,0	1366	1226	1310	36x ϕ 22	20	DIN 86044	
	01221-02-1200	400	75	10	94	878	96,8							

Description:

Expansion joint with single- ply, single or double bellow design with loose (turnable) flanges. See also

Technical information Mounting instruction

Material:

- Flanges: S235JRG2
- Bellow: EN 1.4541

Surface treatment:

- Flanges are protected with oil